

Ashville's WRRF Project



Construction in Photos

- April 3, 2017
- Crew #2 installing another section of 24" SDR-35 effluent sewer and 10" C-900 DR-25 force main from MH#6 to MH#6A going North on Scioto St.




Ashville's WRRF Project



Construction in Photos

- April 3, 2017
- Crew #2 making the repairs to the 3" clay drain with 4" SDR-35 PVC pie and 2 - 4" Fernco Couplings at Sta. 11+10 between MH#6 and MH#6A on Scioto St.




Ashville's WRRF Project



Construction in Photos

- April 3, 2017
- Crew #2 has set MH#6A and are making the final connection of the 24" SDR-35 effluent sewer to MH#6A near the intersection of Scioto St. and Main St. This manhole was installed between a 6" high pressure and 4" low pressure gas mains. Notice the yellow 6" HP gas line.



Ashville's WRRF Project



Construction in Photos

- April 4, 2017
- Crew #1 installed 14 ft. of 18" SDR-35 (one section of pipe) West from MH#25 for future use.




Ashville's WRRF Project



Construction in Photos

- April 4, 2017
- Crew #2 encountered this section of 8" low pressure gas line that had been abandoned by Columbia Gas as they started excavating to install the 24" effluent sewer. This section of line created a problem with installing the sewer since it had to be under excavated and the supporting material removed. Columbia Gas was notified and a crew was dispatched to address the issue. Nothing could be done at that time and a meeting was scheduled for 4-5-2017 to address the problem.



Ashville's WRRF Project



Construction in Photos

- April 4, 2017
- Crew #1 set Storm MH#3 installed 82 ft. of 18" SDR-35 storm sewer and set storm MH#2 at the intersection of Lexington and Station St.



Ashville's WRRF Project



Construction in Photos

- April 5, 2017
- Crew #2 installed 50 ft. 18" SDR-35 storm sewer from MH#2 to HW#1 and set HW#1.

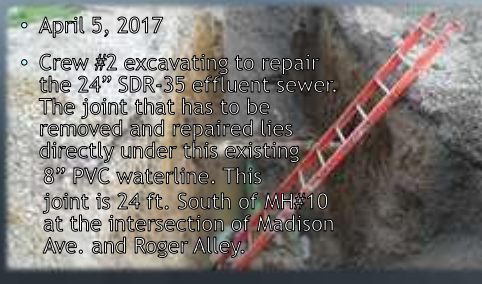


Ashville's WRRF Project



Construction in Photos

- April 5, 2017
- Crew #2 excavating to repair the 24" SDR-35 effluent sewer. The joint that has to be removed and repaired lies directly under this existing 8" PVC waterline. This joint is 24 ft. South of MH#10 at the intersection of Madison Ave. and Roger Alley.

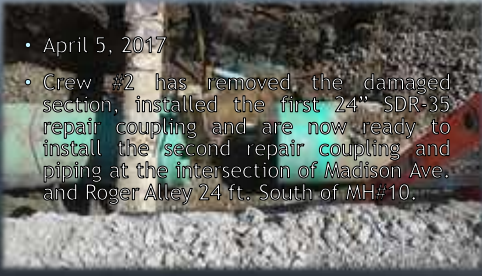


Ashville's WRRF Project



Construction in Photos

- April 5, 2017
- Crew #2 has removed the damaged section, installed the first 24" SDR-35 repair coupling and are now ready to install the second repair coupling and piping at the intersection of Madison Ave. and Roger Alley 24 ft. South of MH#10.

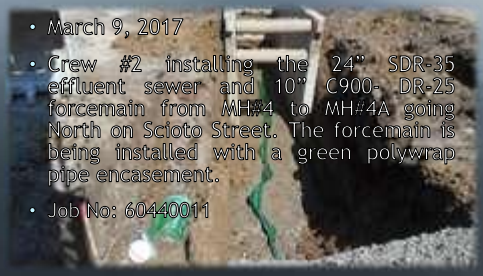


Ashville's WRRF Project



Construction in Photos

- March 9, 2017
- Crew #2 installing the 24" SDR-35 effluent sewer and 10" C900-DR-25 forcemain from MH#4 to MH#4A going North on Scioto Street. The forcemain is being installed with a green polywrap pipe encasement.
- Job No: 60440011




Ashville's WRRF Project



Construction in Photos

- April 5, 2017
- Crew #2 has completed the repair of the 24" SDR-35 effluent sewer 24 ft. South of MH#10 at the intersection of Madison Ave. and Roger Alley.



Ashville's WRRF Project



Construction in Photos

- April 10, 2017
- Crew #1 has replaced the steel plate and now installing some #304 in the area where Columbia Gas made the changes to the gas line issue. Installation of the 24" Effluent sewer and 10" Force main crossing Main St from MH#6A to MH#7 is scheduled for tomorrow.



Ashville's WRRF Project



Construction in Photos

- April 10, 2017
- Testing Crew in the process of conducting the Vacuum test on MH#4A on Scioto St.

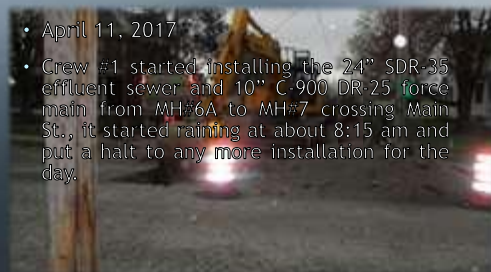


Ashville's WRRF Project



Construction in Photos

- April 11, 2017
- Crew #1 started installing the 24" SDR-35 effluent sewer and 10" C-900 DR-25 force main from MH#6A to MH#7 crossing Main St., it started raining at about 8:15 am and put a halt to any more installation for the day.



Ashville's WRRF Project



Construction in Photos

- April 12, 2017
- Crew #1 getting ready to install 18 ft. of 24" SDR-35 effluent sewer from MH#6A to MH#7 crossing Main St.



Ashville's WRRF Project



Construction in Photos

- April 12, 2017
- Crew #1 has installed the first 18ft. section of 24" SDR-35 effluent sewer and first 20ft. section of 10" C-900 DR-25 force main from MH#6A to MH#7 crossing Main St.



Ashville's WRRF Project



Construction in Photos

- April 12, 2017
- Crew #1 has installed the 24" effluent sewer and 10" force main across the South lane of Main St. and now working on the North lane.



Ashville's WRRF Project



Construction in Photos

- April 12, 2017
- Crew #1 has installed 14ft. of 24" SDR-35 effluent sewer and made the repairs to a 12" clay storm sewer from MH#6A to MH#7 crossing Main St.



Ashville's WRRF Project



Construction in Photos

- April 12, 2017
- Crew #1 has installed another 20ft. section of 10" C-900 DR-25 force main from MH#6A to MH#7 across Main St. once the backfilling is finished this will complete the sewer and force main crossing of Main St.




Ashville's WRRF Project



Construction in Photos

- April 13, 2017
- Crew installed the last section of 24" SDR-35 effluent sewer from MH#6A, set MH#7 and now ready to install the 24" SDR-35 effluent sewer to MH#8.



Ashville's WRRF Project



Construction in Photos

- April 13, 2017
- Crew installing the 24" SDR-35 effluent sewer from MH#7 to MH#8 going North on Scioto St.



Ashville's WRRF Project



Construction in Photos

- April 13, 2017
- Crew grading the areas where approximately 2-3 inches of temporary asphalt pavement will be installed at the intersection of Main St and Scioto St.



Ashville's WRRF Project



Construction in Photos

- April 13, 2017
- Crew installing approximately 2 - 3 inches of temporary asphalt pavement in the intersection of Main St. and Scioto St.



Ashville's WRRF Project



Construction in Photos

- April 13, 2017
- Crew has installed the temporary asphalt pavement at the intersection of Main St. and Scioto St.



Ashville's WRRF Project



Construction in Photos

- April 17, 2017
- Crew installing the 24" SDR-35 effluent sewer from MH#7 to MH#8 going North on Scioto St. to Rich St.



Ashville's WRRF Project



Construction in Photos

- April 17, 2017
- Crew #1 continuing to install the 24" SDR-35 effluent sewer from MH#7 to MH#8 going North on Scioto St. to Rich St.



Ashville's WRRF Project



Construction in Photos

- April 17, 2017
- Crew#1 removed a 6" clay sanitary sewer lateral that is 6 ft. deep and repaired it with 8 ft. of 6" SDR-35 PVC sewer pipe and two Fernco couplings while installing the 24" SDR-35 effluent sewer from MH#7 to MH#8.

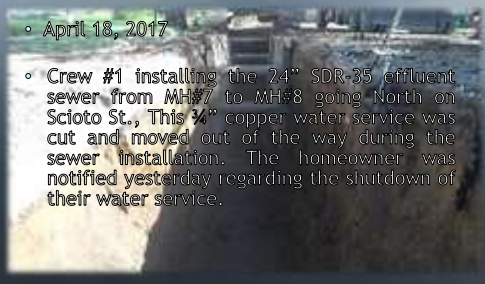


Ashville's WRRF Project



Construction in Photos

- April 18, 2017
- Crew #1 installing the 24" SDR-35 effluent sewer from MH#7 to MH#8 going North on Scioto St., This 3/4" copper water service was cut and moved out of the way during the sewer installation. The homeowner was notified yesterday regarding the shutdown of their water service.



Ashville's WRRF Project



Construction in Photos

- April 18, 2017
- Crew #1 continuing to install the 24" SDR-35 effluent sewer from MH#7 to MH#8 going North on Scioto St.



Ashville's WRRF Project



Construction in Photos

- April 18, 2017
- Another 6" clay sanitary sewer lateral was removed and repaired with 7.5 ft. of 6" SDR-35 PVC sewer pipe. This lateral has a drainage problem, notice the amount of material that came out when it was removed during the sewer installation. The Village was notified of this issue.



Ashville's WRRF Project



Construction in Photos

- April 19, 2017
- Crew #1 installing the 24" SDR-35 effluent sewer from MH#7 to MH#8 going North on Scioto St to Rich St.



Ashville's WRRF Project



Construction in Photos

- April 19, 2017
- Crew #1 installing another section of 24" SDR-35 effluent sewer and making the final connection into MH#8 at the intersection of Scioto St. and Rich St.



Ashville's WRRF Project



Construction in Photos



- April 19, 2017
- Crew #1 installing the 10" C-900 DR-25 force main, #12 tracer wire, 6" green marking tape and green polywrap bag over the pipe starting at Sta. 12+08 on Scoto St. going North to Rich St.

Ashville's WRRF Project



Construction in Photos



- April 19, 2017
- Crew #1 installing the 10" C-900 DR-25 force main with two 22.5 degree elbows to move the force main to the West side of the 4" gas line.

Ashville's WRRF Project



Construction in Photos




- April 19, 2017
- Crew #2 has assembled the first of four Force Main cleanouts. this is a Right-Hand setting, each cleanout includes 1 - 10" plug valve, 1 - 6" plug valve, 1 - 10" x 6" wye, 2 - 6" 45-degree elbow and various restraint fittings.

Ashville's WRRF Project



Construction in Photos



- April 20, 2017
- Crew #1 installing the 10" C-900 DR-25 force main, #12 tracer wire, 6" green marking tape and green polywrap bag, #57 gravel bedding and #304 granular backfill going North on Scoto St to Rich St.

Ashville's WRRF Project

Construction in Photos



- April 20, 2017
- Crew #1 installed the first force main Cement Assembly at Sta. 9+38 on Scioto St. at the first Alley North of Main St.

Ashville's WRRF Project

Construction in Photos



- April 20, 2017
- Crew #1 continuing to install the 10" C-900 DR-25 force main going North on Scioto St. to Rich St.

Ashville's WRRF Project

Construction in Photos



- April 24, 2017
- Crew #1 removing the 30" tree on Scioto St. shown on plans to be removed.

Ashville's WRRF Project

Construction in Photos




- April 24, 2017
- Crew #1 installing the 10" C-900 DR-25 force main going North on Scioto St. to Rich St.

Ashville's WRRF Project



Construction in Photos

- April 24, 2017
- Crew #1 installing the 10" C-900 DR-25 force main and 2 - 45 degree elbows at the intersection of Scioto St. and Rich St. Notice the 4" black corrugated pipe that was installed inside a 6" clay storm drain.

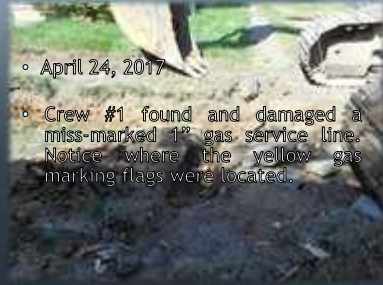


Ashville's WRRF Project



Construction in Photos

- April 24, 2017
- Crew #1 found and damaged a miss-marked 1" gas service line. Notice where the yellow gas marking flags were located.




Ashville's WRRF Project



Construction in Photos

- April 25, 2017
- Crew #1 found a 6" clay drain line while installing the 10" C-900 DR-25 force main and had to replace 62 ft. with 6" SDR-35 PVC sewer pipe going West on Rich St.



Ashville's WRRF Project



Construction in Photos

- April 25, 2017
- Crew #1 installed 62 ft. of 6" SDR 35 PVC sewer pipe and two - 45 degree elbows to replace the 6" Clay drain line they encountered.



Ashville's WRRF Project



Construction in Photos

- April 25, 2017
- Crew #1 installing the First Air Release Manhole with valve and fittings at Sta. 14+00 going West on Rich St.




Ashville's WRRF Project



Construction in Photos

- April 25, 2017
- Crew #1 has installed the Air Release Manhole and are continuing to install the 10" C-900 DR-25 Force Main going West on Rich St. to Jefferson Ave.



Ashville's WRRF Project



Construction in Photos

- April 26, 2017
- Crew #1 installing the 10" C-900 DR-25 force main across the East lane of Jefferson Ave. going West on Rich St.

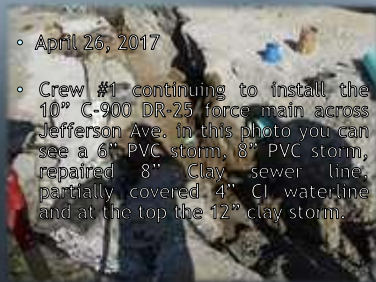


Ashville's WRRF Project



Construction in Photos

- April 26, 2017
- Crew #1 continuing to install the 10" C-900 DR-25 force main across Jefferson Ave. In this photo you can see a 6" PVC storm, 8" PVC storm, repaired 8" Clay sewer line, partially covered 4" CI waterline and at the top the 12" clay storm.



Ashville's WRRF Project



Construction in Photos

- April 26, 2017
- Crew #2 watering down and cleaning Scioto St. from Rich St. to the WWTP.



Ashville's WRRF Project



Construction in Photos

- April 26, 2017
- Crew #1 has installed the 10" C-900 DR-25 across Jefferson Ave. and continuing West on Rich St. to Lexington Ave.



Ashville's WRRF Project



Construction in Photos

- April 26, 2017
- Crew #2 has replaced the missing 3" concrete grade ring and 10" manhole casting on existing structure MH#65 and now cleaning out the debris.



Ashville's WRRF Project



Construction in Photos

- April 27, 2017
- Crew #1 installed the first of two 45 degree elbows on the 10" C-900 DR-25 force main at the corner of Rich and Lexington Ave.



Ashville's WRRF Project

Construction in Photos



- April 27, 2017
- Crew #1 installing the 10" C-900 DR-25 force main, #12 tracer wire, 6" green marking tape, green polywrap bag, #57 gravel bedding and the excavated dirt as backfill going North on Lexington Ave.

Ashville's WRRF Project

Construction in Photos



- April 27, 2017
- Crew #1 had to remove these two trees in order to continue with the installation of the 10" C-900 DR-25 force main and second cleanout assembly on Lexington Ave.

Ashville's WRRF Project

Construction in Photos



- April 27, 2017
- Crew #1 installed the second cleanout assembly at Sta. 20+75 on the 10" C-900 DR-25 force main going North on Lexington Ave.



THANK YOU AECOM, FIELDS, AND PETERSON

ASHVILLE
Vision Statement