

# Construction in Photos

May 1 - 31, 2017

## Water Resource Recovery Department

Village of Ashville

Ashville's Water Resource Recovery Facility

Part B-Job No: 60440011

Presentation Available on Line at:


[www.ashvilleohio.gov](http://www.ashvilleohio.gov)



## Ashville's WRRF Project



## Construction Aerial Photo



### Effluent Line

Time-line below:

- January 2-13 mobilization & materials
- January 16 or 18 construction begins at Scioto & Rich Street (MH 8)
- January 29 Rich Street & Rodger Alley (MH 9A)
- January 23 or 26 Lexington Avenue & May Street (just south of MH 18 at MH 20)
- February 14 Rodger Alley & Madison Avenue (MH 10)
- February 22 Rodger Alley & Griggs Street (MH 11)
- March 1 Rodger Alley & West Station Street (MH 12)

### Force Main

Time-line below:

- February 21 Rich Street & Scioto Street
- March 5 Rich Street & Lexington Avenue
- March 12 Lexington Avenue & Madison Avenue
- March 19 Lexington Avenue & Griggs Street
- March 26 Lexington Avenue & West Station Street

# Ashville's WRRF Project



## Construction in Photos

- May 2, 2017
- Crew starting to install the 10" C-900 DR-25 force main at approximate Sta. 20+ 56 going North on Lexington Ave.

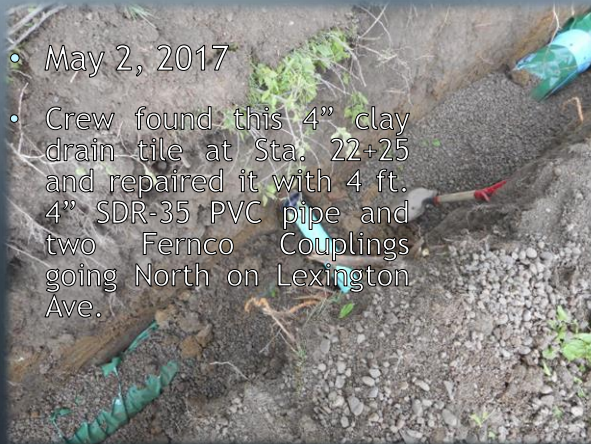


# Ashville's WRRF Project



## Construction in Photos

- May 2, 2017
- Crew found this 4" clay drain tile at Sta. 22+25 and repaired it with 4 ft. 4" SDR-35 PVC pipe and two Fernco Couplings going North on Lexington Ave.





# Ashville's WRRF Project



## Construction in Photos

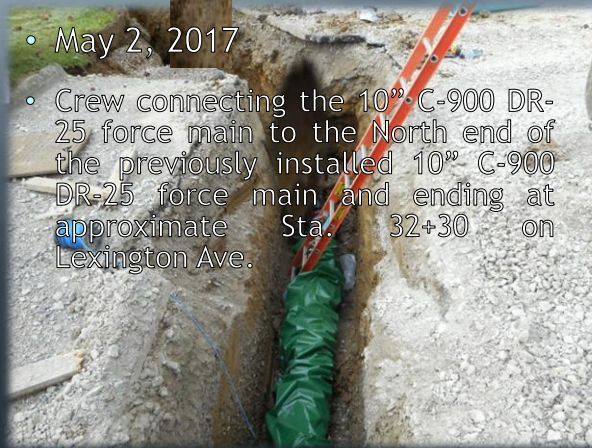


- May 2, 2017
- Crew connecting the current 10" C-900 DR-25 force main to South end of the previously installed section of 10" C-900 DR-25 force main on Lexington Ave.

# Ashville's WRRF Project



## Construction in Photos



- May 2, 2017
- Crew connecting the 10" C-900 DR-25 force main to the North end of the previously installed 10" C-900 DR-25 force main and ending at approximate Sta. 32+30 on Lexington Ave.

# Ashville's WRRF Project



## Construction in Photos



- May 3, 2017
- Crew installing a 10" x 6" cleanout assembly on Lexington Ave. at Sta. 32+55 the cleanout was moved from Sta. 32+41 as shown on the construction drawings.

# Ashville's WRRF Project



## Construction in Photos



- May 3, 2017
- Crew installing the Air Release Manhole #2 at Sta. 33+65 at the intersection of Lexington Ave. and Station St.



## Ashville's WRRF Project



### Construction in Photos



- May 3, 2017
- Crew installing the Air Release Valve Assembly in ARV Manhole #2.

## Ashville's WRRF Project



### Construction in Photos



- May 3, 2017
- Crew installing the 10" C-900 DR-25 force main over the 24" effluent sewer and under the relocated 8" C-900 waterline and relocated 18" SDR-35 storm sewer. Fields is required to encase the 8" C-900 waterline in 3000 psi concrete as a part of Field Order #04. Fields will return to encase the waterline.

# Ashville's WRRF Project



## Construction in Photos

- May 3, 2017



- Crew damaged the Stone Suburban Village sign at the intersection of Lexington Ave. and Station St. during the Force Main installation.

# Ashville's WRRF Project



## Construction in Photos

- May 4, 2017



- Crew installing the 10" C-900 DR-25 force main and this 45 degree elbow on Lexington Ave. as part of the force main relocation due to a waterline conflict.

# Ashville's WRRF Project



## Construction in Photos



- May 4, 2017
- Crew installed 40 ft. more 10" C-900 DR-25 force main going on Lexington Ave. the force main was installed 7 ft. East of the center of the new MH#22 on the 24" effluent sewer.

# Ashville's WRRF Project



## Construction in Photos



- May 8, 2017
- Crew installing the 10" C-900 DR-25 force main, #12 tracer wire, 6" green marking tape, #57 gravel, #304 granular, green polywrap bags going North on Lexington Ave.



# Ashville's WRRF Project



## Construction in Photos



- May 8, 2017
- Crew ran out of the green polywrap bags and started at Sta. 36+00 painting the Force main pipe with a green strip and the initials "FM".

# Ashville's WRRF Project



## Construction in Photos



- May 8, 2017
- Crew installing the 10" C-900 DR-25 force main, #12 tracer wire, 6" green marking tape, #57 gravel, #304 granular, green polywrap bags going North on Lexington Ave.

# Ashville's WRRF Project



## Construction in Photos



- May 8, 2017
- Crew has completed installing the section of 10" C-900 DR-25 force main with the 45 and 22 ½ degree bends heading NW. at the intersection of May Ave. and Lexington Ave.

# Ashville's WRRF Project



## Construction in Photos



- May 8, 2017
- Crew installing the 10" C-900 DR-25 force main, #12 tracer wire, 6" green marking tape, #57 gravel, #304 granular, painted green going NW from the end of May Ave.

# Ashville's WRRF Project



## Construction in Photos



- May 9, 2017
- Crew connecting to the previously installed section of 10" C-900 DR-25 force main and getting ready to connect the two section of force main together.

# Ashville's WRRF Project



## Construction in Photos



- May 9, 2017
- Crew has connected the two sections of 10" C-900 DR-25 force main together with a 45 degree bend.



# Ashville's WRRF Project



## Construction in Photos




- May 9, 2017
- Crew has installed the last 10" x 6" cleanout assembly on the 10" C-900 DR-25 force main at the new WRRF site.

# Ashville's WRRF Project



## Construction in Photos



May 9, 2017

Concrete Crew getting ready to remove the existing 17" wide sidewalk at the Haddox property on Scioto St.

# Ashville's WRRF Project



## Construction in Photos



- May 9, 2017
- Crew has completed installing the first section of 2 x 4 concrete forms for the new 2 ft. wide by 4" thick sidewalk at the Haddox property on Scioto St.

# Ashville's WRRF Project



## Construction in Photos



- May 10, 2017
- Crew installing the 10" C-900 DR-25 force main, #12 tracer wire, 6" green marking tape, #57 gravel, dirt backfill and green polywrap bags going East on the new WRRF site.

# Ashville's WRRF Project



## Construction in Photos



- May 10, 2017
- Crew installing the first of two 45 degree bends heading for the force main meter pit at the new WRRF site.

# Ashville's WRRF Project



## Construction in Photos



- May 10, 2017
- Crew has installed the second 45 degree bend on the 10" C-900 DR-25 force main and getting ready to install the last sections of force main at the meter pit. The final connection to the meter pit will be completed after the force main has been pressure tested.



# Ashville's WRRF Project



## Construction in Photos



- May 10, 2017
- Concrete Crew has installed the 2 x 4 concrete forms, #304 granular and getting ready for the concrete.

# Ashville's WRRF Project



## Construction in Photos



- May 10, 2017
- Concrete Crew pouring 4.5 yards of ODOT Class "C" concrete for the first 140 ft. x 2 ft. x 4" section of concrete sidewalk for the Haddox property on Scioto St.

# Ashville's WRRF Project



## Construction in Photos



- May 11, 2017
- Crew pouring 3.5 yards of ODOT Class "C" concrete for the last 125 ft. x 2 ft. x 4" concrete sidewalk for the Haddox property on Scioto St.

# Ashville's WRRF Project



## Construction in Photos



- May 11, 2017
- Crew continuing to pour the 3.5 yards of ODOT Class "C" concrete for the new sidewalk on the Haddox property.

# Ashville's WRRF Project



## Construction in Photos



- May 11, 2017
- Crew excavated and installed Storm Structure #63 at the Intersection of Main St. and Scioto St. on the NW corner.

# Ashville's WRRF Project



## Construction in Photos



- May 15, 2017
- Crew installing storm structure #43 at the NW corner of Main St. and Scioto St.



# Ashville's WRRF Project



## Construction in Photos

- May 15, 2017
- Crew installing 8" SDR-35 PVC pipe to storm structure #69 and 10" C-900 PVC pipe from storm structure #69 to the existing storm sewer at the NW corner of Main St. and Scioto St.



# Ashville's WRRF Project



## Construction in Photos

- May 15, 2017
- Crew installed the 2 x 4 concrete forms for the sidewalks on the South side of Main St. and Scioto St.



## Ashville's WRRF Project



### Construction in Photos



- May 15, 2017
- Crew installed a 3/4" saddle, corp stop and copper tubing on the 10" C-900 DR-25 force main near the fire hydrant on the Haddox property to fill the force main with water for Hydrostatic testing.

## Ashville's WRRF Project



### Construction in Photos



- May 15, 2017
- Crew starting the 10" Force main trench line cleanup and restoration at Roger Alley and Rich St going West to Lexington Ave. and going North on Lexington Ave. to Madison Ave.

# Ashville's WRRF Project



## Construction in Photos



- May 15, 2017
- Crew getting ready to Air Test from MH#6A to MH#6 on Scioto St.

# Ashville's WRRF Project



## Construction in Photos



- May 16, 2017
- Crew installed a 3/4" saddle, corp stop and copper tubing on the 10" C-900 DR-25 force main near the fire hydrant on the Haddox property to fill the force main with water for Hydrostatic testing.



# Ashville's WRRF Project



## Construction in Photos



- May 16, 2017
- Crew installing the concrete forms for the curb and sidewalk replacement on the NW corner of Main St. and Scioto St.

# Ashville's WRRF Project



## Construction in Photos



- May 16, 2017
- Crew installing the concrete forms for the curb and sidewalk replacement on the NW corner of Main St. and Scioto St.

# Ashville's WRRF Project



## Construction in Photos



- May 17, 2017
- Crew excavating the relocated 8" C-900 waterline so the waterline can be encased in ODOT Class "C" concrete where the 10" C-900 force main and 18" SDr-35 storm sewer cross at the intersection of Lexington Ave. and Station St.

# Ashville's WRRF Project



## Construction in Photos



- May 17, 2017
- Crew encased the 8" C-900 waterline with 5.5 yards of ODOT Class "C" concrete where the 10" C-900 force main and 18" SDR-35 cross.

# Ashville's WRRF Project



## Construction in Photos



May 17, 2017

Crew starting to pour 4.5 yards of ODOT Class "C" concrete for the curb and sidewalk on the NW corner of Main St. and Scioto St.

# Ashville's WRRF Project



## Construction in Photos



- May 17, 2017
- Crew has finished the concrete for the curb and sidewalk on the NW corner of Main St. and Scioto St.



# Ashville's WRRF Project



## Construction in Photos

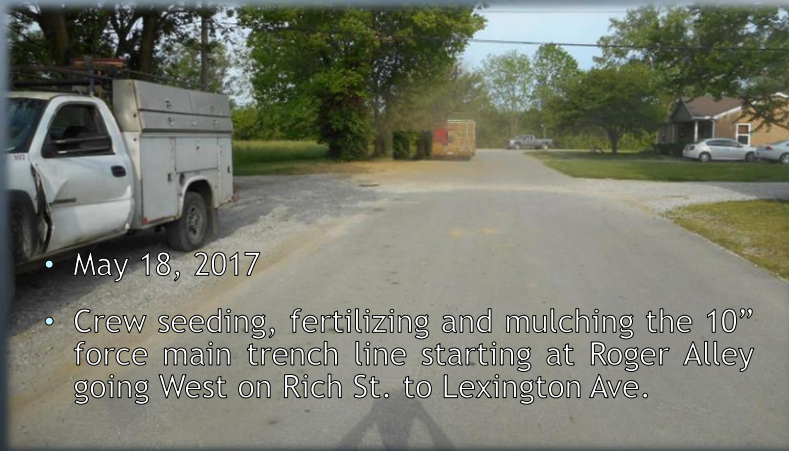


- May 17, 2017
- Crew has cleaned up and restored the 10" C-900 force main trench line looking South on Lexington Ave. from Madison Ave.

# Ashville's WRRF Project



## Construction in Photos

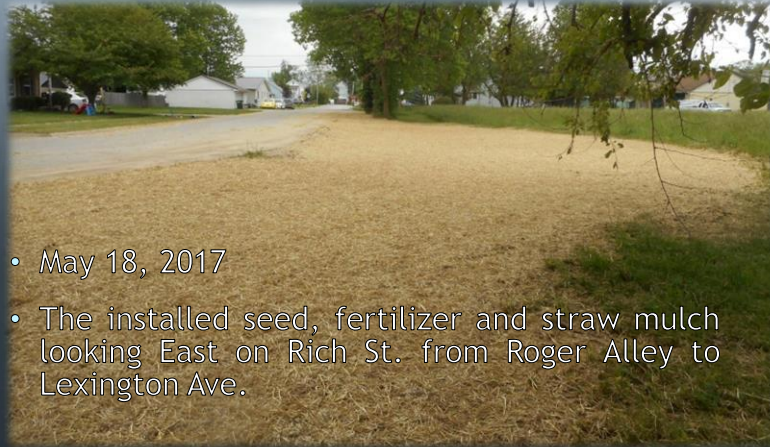


- May 18, 2017
- Crew seeding, fertilizing and mulching the 10" force main trench line starting at Roger Alley going West on Rich St. to Lexington Ave.

# Ashville's WRRF Project



## Construction in Photos

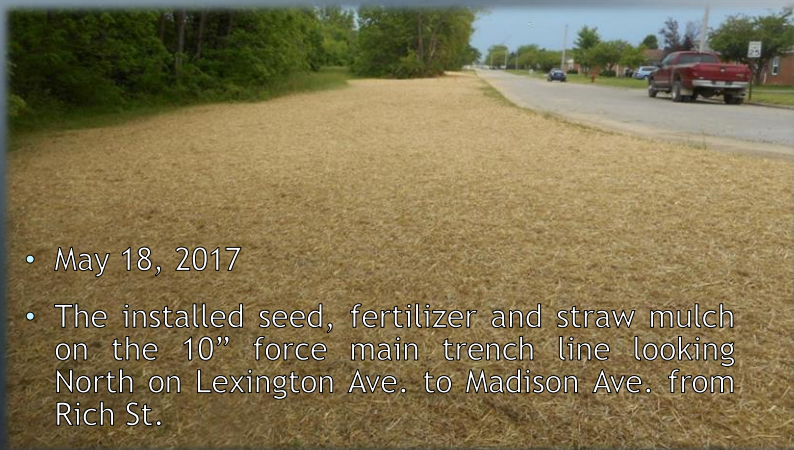


- May 18, 2017
- The installed seed, fertilizer and straw mulch looking East on Rich St. from Roger Alley to Lexington Ave.

# Ashville's WRRF Project



## Construction in Photos



- May 18, 2017
- The installed seed, fertilizer and straw mulch on the 10" force main trench line looking North on Lexington Ave. to Madison Ave. from Rich St.



# Ashville's WRRF Project



## Construction in Photos



- May 18, 2017
- The installed seed, fertilizer and straw mulch on the 10" force main trench line on looking North on Lexington Ave. to Station St.

# Ashville's WRRF Project



## Construction in Photos



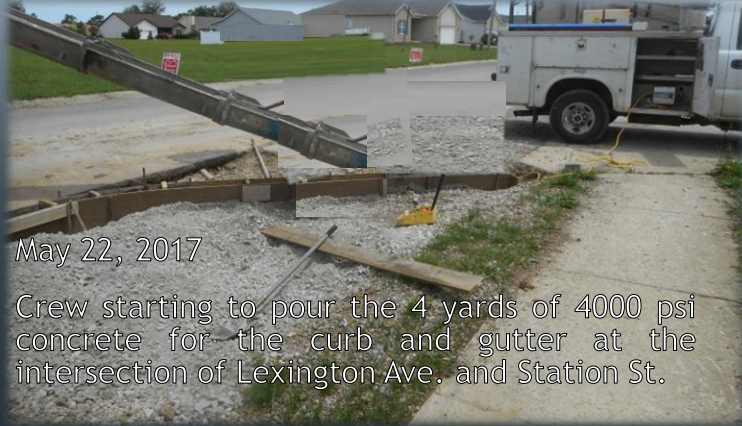
- May 22, 2017
- Crew installing the concrete forms for the curb and gutter on the SE corner of the Lexington Ave. and Station St. intersection.



# Ashville's WRRF Project



## Construction in Photos

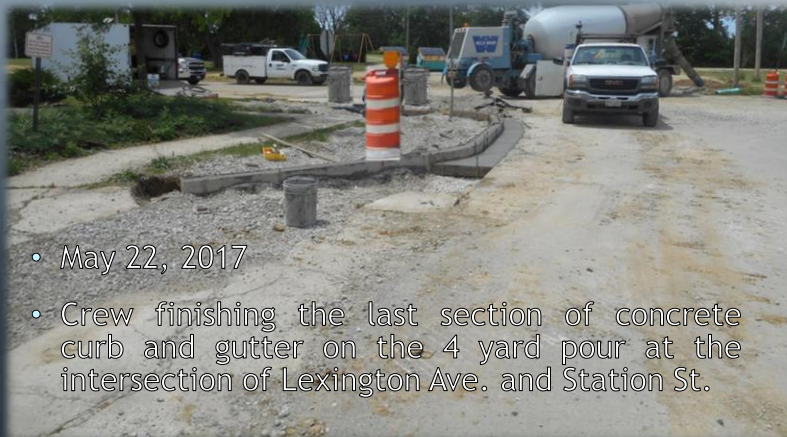


- May 22, 2017
- Crew starting to pour the 4 yards of 4000 psi concrete for the curb and gutter at the intersection of Lexington Ave. and Station St.

# Ashville's WRRF Project



## Construction in Photos



- May 22, 2017
- Crew finishing the last section of concrete curb and gutter on the 4 yard pour at the intersection of Lexington Ave. and Station St.

# Ashville's WRRF Project



## Construction in Photos



- May 22, 2017
- Crew installed the 12" x 12" x 14" sump pits w/galvanized grating in the two Air Released Valve Assemblies.

# Ashville's WRRF Project



## Construction in Photos

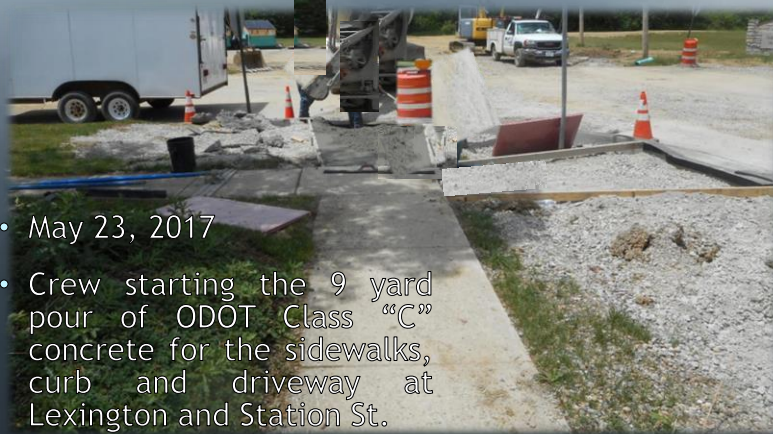


- May 23, 2017
- Crew installing concrete forms for the sidewalk, curb and driveway on the SE corner of Lexington Ave. and Station St.

# Ashville's WRRF Project



## Construction in Photos



- May 23, 2017
- Crew starting the 9 yard pour of ODOT Class "C" concrete for the sidewalks, curb and driveway at Lexington and Station St.

# Ashville's WRRF Project



## Construction in Photos



- May 23, 2017
- Crew finishing the section of concrete driveway that was removed during the 24" Outfall Sewer installation on Station St. between MH#12 and MH#13.



# Ashville's WRRF Project



## Construction in Photos

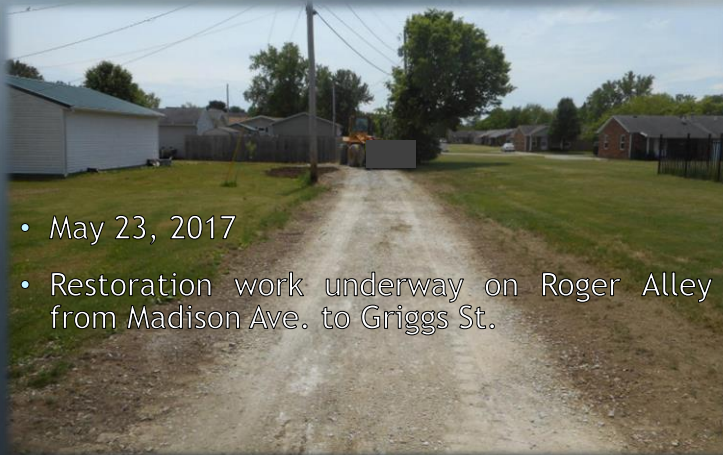


- May 23, 2017
- Restoration work underway on Roger Alley from Rich St. to Madison Ave.

# Ashville's WRRF Project



## Construction in Photos



- May 23, 2017
- Restoration work underway on Roger Alley from Madison Ave. to Griggs St.

# Ashville's WRRF Project



## Construction in Photos



- May 23, 2017
- Restoration work underway on Roger Alley from Madison Ave. to Griggs St.

# Ashville's WRRF Project



## Construction in Photos



- May 24, 2017
- Crew completing the restoration work on the 24" Outfall Sewer trench line from MH#12 going West on Station St. to Lexington Ave.

## Ashville's WRRF Project



### Construction in Photos



- May 24, 2017
- Seeding and Mulching completed on the 24" Outfall Sewer trench line from MH#12 going West on Station St. to Lexington Ave.

## Ashville's WRRF Project



### Construction in Photos



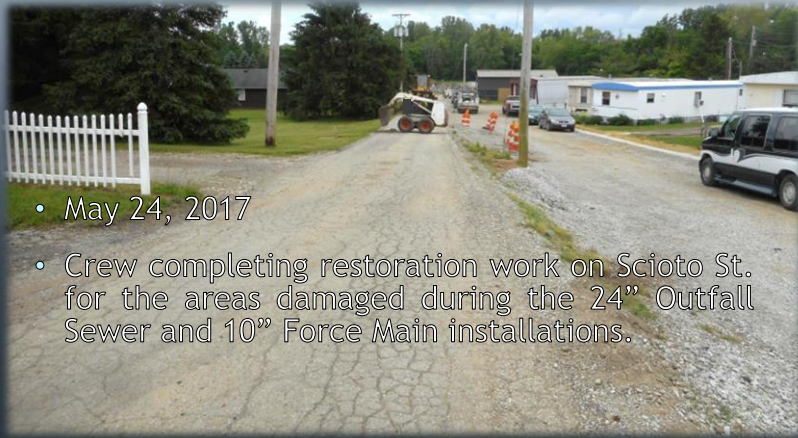
- May 24, 2017
- Crew completed Seeding and Mulching on the 24" Outfall Sewer trench line in Roger Alley from Rich St. to Station St. crossing Madison Ave. and Griggs St. This photo is looking North from Rich St. to Station St.



# Ashville's WRRF Project



## Construction in Photos



- May 24, 2017
- Crew completing restoration work on Scioto St. for the areas damaged during the 24" Outfall Sewer and 10" Force Main installations.

# Ashville's WRRF Project



## Construction in Photos



- May 24, 2017
- Crew completed the Seeding and Mulching on the 24" Outfall Sewer trench line inside the fence at the Old WTP site.

# Ashville's WRRF Project



## Construction in Photos



- May 25, 2017
- Crew completed the restoration, seeding and mulching on Scioto St. to Main St.

# Ashville's WRRF Project



## Construction in Photos



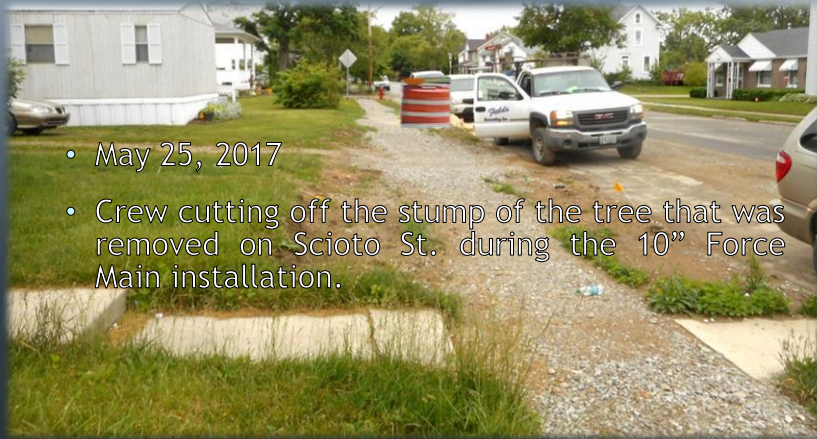
- May 25, 2017
- Crew continuing to restore, seed and mulching Scioto St where the 24" Outfall Sewer, 10" Force Main and 4" Waterline where installed.



## Ashville's WRRF Project



### Construction in Photos



- May 25, 2017
- Crew cutting off the stump of the tree that was removed on Scioto St. during the 10" Force Main installation.

## Ashville's WRRF Project



### Construction in Photos



- May 25, 2017
- A landscaping crew hired by CSX Railroad found it necessary to drive their Tractor and Brush Hog over the newly restored section of 10" Force Main at the intersection of Lexington and Rich St.



# Ashville's WRRF Project



## Construction in Photos



- May 30, 2017
- Crew installing the 6" compacted #304 granular subbase for the 3" asphalt drive to be installed on the Haddox Property.

# Ashville's WRRF Project



## Construction in Photos



- May 30, 2017
- Crew continuing to install the 6" compacted #304 granular subbase for the 3" asphalt drive on the Haddox Property.

# Ashville's WRRF Project



## Construction in Photos

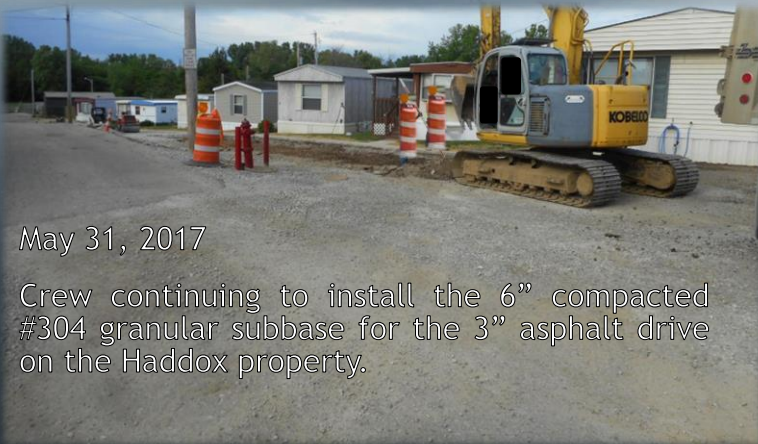


- May 30, 2017
- Crew installing more compacted #304 granular subbase for the 3" asphalt drive on the Haddox Property.

# Ashville's WRRF Project



## Construction in Photos



- May 31, 2017
- Crew continuing to install the 6" compacted #304 granular subbase for the 3" asphalt drive on the Haddox property.



# Ashville's WRRF Project



## Construction in Photos

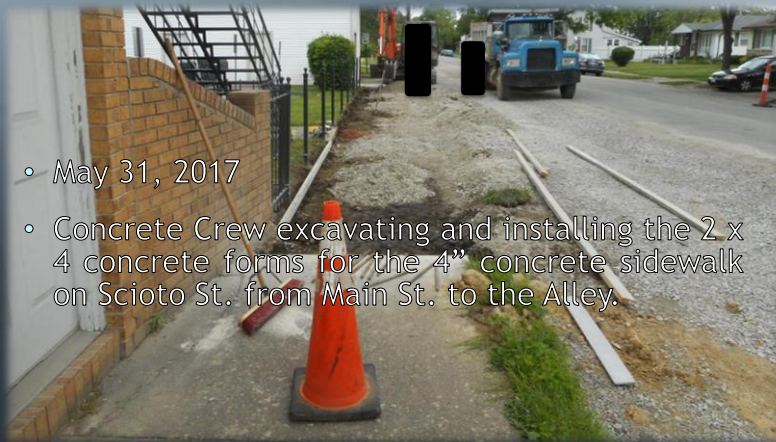


- May 31, 2017
- Crew working on the South end of the Haddox drive installing the 6" compacted #304 granular subbase for the 3" asphalt drive.

# Ashville's WRRF Project



## Construction in Photos



- May 31, 2017
- Concrete Crew excavating and installing the 2 x 4 concrete forms for the 4" concrete sidewalk on Scioto St. from Main St. to the Alley.



## Ashville's WRRF Project



### Construction in Photos

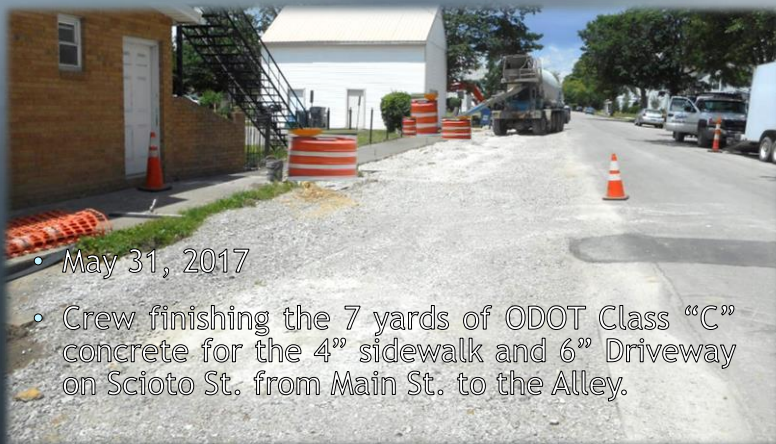


- May 31, 2017
- Crew pouring 7 yards of ODOT Class "C" concrete for the 4" sidewalk and 6" Driveway on Scioto St. from Main St. to the Alley.

## Ashville's WRRF Project



### Construction in Photos



- May 31, 2017
- Crew finishing the 7 yards of ODOT Class "C" concrete for the 4" sidewalk and 6" Driveway on Scioto St. from Main St. to the Alley.

